

2009



**Travel Trailer & Fifth Wheel
Floor Plans**




Your local ***FREESTYLE*** dealer is:

SKYLINE[®]
BRINGING AMERICA HOME. BRINGING AMERICA FUN.

Effective May 2008

Dare to Compare

	<u>SKYLINE</u>	<u>Other Brand</u>
3-2-1 Warranty	✓	_____
Individually Weighed — <i>Certified</i> — Posted on Exterior	✓	_____
Rain Tunnel Tested	✓	_____
Simulated Road Tested (Shake Simulator)	✓	_____
Stile & Rail Cabinet Construction on Upper & Lower Cabinets	✓	_____
Seamless One-Piece Roof with Manufacturer's 12 Year Limited Warranty	✓	_____
Double-Wrapped & Sealed Exterior Metal Corners	✓	_____
Radius Clamp-Ring Windows	✓	_____
Radius Sealed Outside Compartment Doors	✓	_____
5/8" Tongue & Groove Floor	✓	_____
Cambered Chassis	✓	_____
R7 Insulation	✓	_____
Larger-Capacity Holding Tanks	✓	_____
Upgraded Name Brand Appliances	✓	_____
57 Years in Business	✓	_____



Since 1951, we've been building products that measure up to the expectations of our customers. From the very beginning, we've understood that our customers come first. You're the reason we're in business and every member of the Skyline team is committed to bring you nothing less than the best.

This commitment has earned Skyline its nationwide reputation for leadership and uncompromising integrity. Our designers, engineers, and production people work as a team to build RVs that meet your needs. The best RVs at the best prices. Each backed by a straightforward one-year full warranty and a nationwide customer service program that is short on red tape and long on results.

Skyline is a solid corporate citizen having no corporate debt and a strong cash position. Skyline has operated in the black every year since it was founded. In addition, five of Skyline's 18 nationwide manufacturing facilities are dedicated to RVs. For our customers, this means that Skyline has the financial muscle to stand in back of its products and you can count on the fact that Skyline will be around if you ever need us.

For us at Skyline, "*Bringing America Home. Bringing America Fun.*" is more than a slogan. It is a statement of our responsibility to a country that has been good to us. It is a pledge to extend our record of leadership, to continue the long tradition of superior service, and to strengthen the trust placed in us by the customers we are privileged to serve. It is our determination to serve America and its people with quality, affordable recreational vehicles

2 for many years to come.



Interior

Cabinets

- Choice of Oak or Cherry Cabinets (Except w/Signature Decors)
- Durable Solid Wood-Framed Cabinet Doors w/Raised Panel Insert
- Drawers w/Travel-Lock Glide System
- Tall Overhead Cabinets in Cargo Area

Decor

- Color-Coordinated Designer Interiors
- Mini-Blinds for All Windows (Except over Bunk & Cargo Area)
- Embossed Vinyl Flooring
- Extra Padded Dinette & Sofa Seat Cushions

Kitchen & Living Area

- 18,000 Btu Furnace
- Systems Monitor Panel (Fresh Water, Battery & Holding Tank Levels)
- Power Range Hood w/Light
- Wedgewood® Three-Burner High-Output Range w/Oven
- Dometic® Double-Door Refrigerator
- Acrylic Kitchen Sink w/High Rise Faucet
- Six Gallon Gas DSI Fast-Recovery Water Heater
- Sink Cover
- AM/FM/CD Stereo w/Antenna & 2 Speakers
- Water Filter
- TV Antenna w/Booster
- 13,500 Btu Roof Air Conditioner
- Dometic® Microwave Oven w/Clock
- Removable Carpet in Cargo Area

Bedroom & Bath

- Power Bath Exhaust Fan
- Towel Ring
- 1-Piece Tub Surround

Exterior

Roof Construction

- Seamless One-Piece Roof w/12 Year Manufacturer's Limited Warranty

Wall Construction

- Double Wrapped & Sealed Corners
- Diamond Plate Front Metal
- Exterior Ladder
- Steel-Strap Reinforcement on Walls for Superior Durability
- R7 Settle-Resistant Insulation
- Clamp-Ring Windows w/Tinted Glass
- Radius Corner Entry Screen Door w/Kick Panel
- Deluxe Entry Door Assist Handle

Chassis Construction

- Cambered Steel Frame Chassis w/Steel Outriggers
- Dual Battery Rack
- Safety Chains & Breakaway Safety Switch
- 15" Radial Tires w/Electric Brakes
- Stabilizer Jacks
- Spare Tire & Below-Floor Carrier

Floor Construction

- Five-Ply 5/8" Fir Tongue & Groove Floor Decking
- Tightly Sealed Woven Polyethylene Underbelly

Features

- Color-Coordinated Side Awning
- Heavy Duty Rear Cargo Door / Loading Ramp w/Spring Assist
- Cargo Door Screen
- "Fold Up" Sofa Bed Assembly for Cargo Clearance
- 120 V to 12 V Power Convertor
- Two 30 lb. LP Tanks w/Auto Changeover
- Hitch Light w/Switch
- Cargo Light w/Switch
- Quick Drain Feature on Water Tank
- Holding Tanks w/Single Drain Outlet
- Sewer Hose Carrier
- Electric Lift Bed
- Convenience Package (including Coat Hook, Laundry Basket, Magazine Rack, Towel Holder & Waste Basket)
- LP Bottle Cover

Security & Safety

- Propane Gas Leak / Carbon Monoxide Detector
- Smoke Detector
- Flush Door Latch w/Integral Dead Bolt Lock
- Battery Disconnect Switch



DANGER

Any motorized vehicle or any motorized equipment powered with flammable liquid can cause fire, explosion, or asphyxiation if stored or transported within the recreational vehicle. To reduce the risk of fire, explosion, or asphyxiation:

1. Do not ride in the vehicle storage area while vehicles are present.
2. Do not sleep in the vehicle storage area while vehicles are present.
3. Close doors and windows in walls of separation (if installed) while any vehicle is present.
4. Run fuel out of engines of stored vehicles after shutting off fuel at the tank.
5. Do not store, transport, or dispense fuel inside this vehicle.
6. Open the windows, openings, or air ventilation systems provided for venting the transportation area when vehicles are present.
7. Do not operate propane appliances, pilot lights, or electrical equipment when vehicles are present.

FAILURE TO COMPLY COULD RESULT IN AN INCREASED RISK OF FIRE, EXPLOSION, ASPHYXIATION, DEATH, OR SERIOUS INJURY.

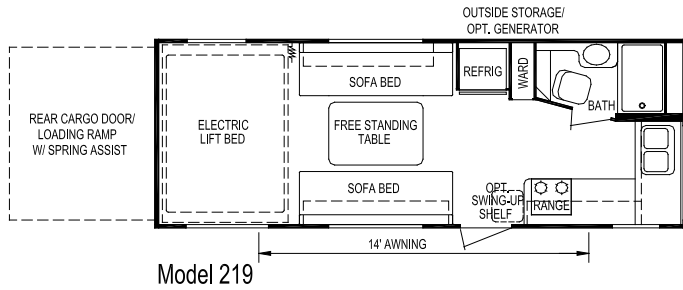
Some Popular Options

Exterior Value Package

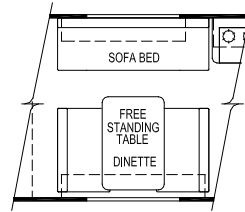
- Generator — Onan 4000 w/fuel station
- Outside Shower
- Flood Lights (4) — Rear & Door Side
- Park Cable Hookup
- 42" x 40" Window
- Black Tank Flush Kit
- Patio Scare Light
- Plumbing Termination Light
- Outside Speakers
- Propane Quick-Disconnect on Door Side

Interior Value Package

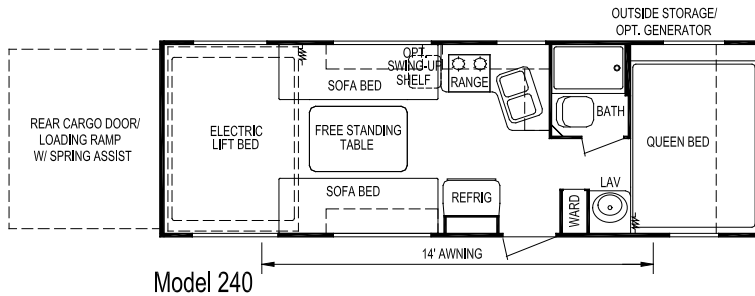
- Diamond Plate — Cargo Area
- Fold Up Dinette & Sofa w/Skirting



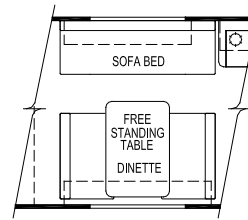
Model 219



Option Side Dinette
(All Way-Lite Models)



Model 240



Option Side Dinette
(All Way-Lite Models)

Specifications

Model	219	240	
Weights	Unloaded Vehicle Weight (see Note 2)	5,500	6,300
	Dry Hitch Weight	650	650
	Dry Axle Weight	4,850	5,650
	GVWR (Total Capacity of Trailer)	10,160	10,160
	Carrying Capacity (see Note 2)	4,600	3,800
Accommodations	Sleeping (standard / optional)	6 / 8	8
	Bed Size (standard)	60" x 80"	(2) 60" x 80"
	Sofa Size	(2) 38" x 76"	(2) 38" x 76"
Measurements	Exterior Length (see Note 3)	25'-6"	27'-6"
	Exterior Width (see Note 3)	98"	98"
	Exterior Height (see Note 3)	11'-6"	11'-6"
	Interior Height	94"	94"
	Interior Cargo Area Length	12'-6"	11'-6"
Capacities	Fresh Water System (gallons)	118	118
	Gray Water Tank (gallons)	37	40
	Black Water Tank (gallons)	40	40
	Air Conditioner Size (Btu)	13,500	13,500
	Awning Size	14'	14'
	Convertor Size (amps)	55	55
	Furnace Rating (Btu)	18,000	18,000
	LP Gas Capacity (pounds)	60	60
	Tires	ST225/75R15-D	ST225/75R15-D
	Water Heater (gallons)	6	6

Notes

- (1) All weights, dimensions, and capacities shown are approximate values.
- (2) Unloaded vehicle weight and carrying capacity will vary depending upon optional equipment. Full propane tanks are factored into cargo carrying capacity. Skyline weighs every unit at the factory. See trailer weight information label located inside the front entry door for specific unloaded vehicle weight and cargo carrying capacity.
- (3) Dimensions stated to industry standards. Exterior length includes approximately a four foot hitch on travel trailers. Exterior height includes air conditioner, if installed. Exterior width does not include the width of the awning, if installed.

Interior

Cabinets

- Choice of Oak or Cherry Cabinets (Except w/Signature Decors)
- Durable Solid Wood-Framed Cabinet Doors w/Raised Panel Insert in Kitchen & Living Area Overhead
- Side-Roller Drawer Guides w/Travel-Lock Glide System
- Tall Overhead Cabinets in Cargo Area (Standard Height Overhead on Model 187)

Decor

- Color-Coordinated Designer Interiors
- Mini-Blinds for All Windows (Except over Bunks & Cargo Area)
- Deluxe Window Valances w/Lambrequin Legs
- Embossed Vinyl Flooring
- Extra Padded Dinette & Sofa Seat Cushions

Kitchen & Living Area

- 25,000 Btu Furnace (18,000 Btu on Model 187)
- Systems Monitor Panel (Fresh Water, Battery & Holding Tank Levels)
- Power Range Hood w/Light
- Wedgewood® Three-Burner High-Output Range w/Oven (Cooktop on Model 187)
- Dometic® Double-Door Refrigerator (Single Door on Model 187)
- Molded One-Piece Sink w/Countertop (Except Model 187)
- Six Gallon Gas DSI Fast-Recovery Water Heater
- Sink Cover
- Water Heater Bypass (Except Model 187)
- 19" Flat Panel LCD TV w/DVD Player (Except Model 187)
- AM/FM/CD Clarion® Stereo w/Antenna & 2 Speakers (Except Model 187)
- Water Filter
- TV Antenna w/Booster
- 13,500 Btu Roof Air Conditioner (Except Model 187)
- Dometic® Microwave Oven w/Clock (Except Model 187)
- Removable Carpet Kit (Except Model 187)

Bedroom & Bath

- Electric Queen Size Lift Bed (Optional on Model 187)
- Bedroom TV Jack (Fifth Wheels)
- Power Bath Exhaust Fan
- ABS Tub w/1-Piece Surround
- Custom Medicine Cabinet w/Mirror (Except Model 187)
- Towel Ring

Exterior

Roof Construction

- Tapered Truss Roof Construction to Promote Water Runoff
- Seamless One-Piece Roof w/12 Year Manufacturer's Limited Warranty

Wall Construction

- Double Wrapped & Sealed Corners
- 2 x 2 & 2 x 4 Wall Studs on 16" Centers (*Maximum*) (Except Model 187)
- Steel-Strap Reinforcement on Walls for Superior Durability
- R7 Settle-Resistant Insulation
- Clamp-Ring Windows
- Patio Convenience Light
- Radius Corner Entry Door & Screen Door w/Kick Panel (Square Corner on Model 187)
- Deluxe Entry Door Assist Handle
- Diamond Plate Front Metal (Optional on Model 187)
- Exterior Ladder (Except Model 187)

Chassis Construction

- Cambered Steel Frame Chassis
- Full Length Steel Outriggers w/Z Bars
- Beavertail Floor at Ramp Door (Except Model 187)
- Welded & Bolted Entry Step w/Non-Skid Surface
- Welded LP Bottle Rack
- Dual Battery Rack (Except Model 187)
- Safety Chains & Breakaway Safety Switch
- Radial Tires w/Electric Brakes
- (4) Stabilizer Jacks (2 on Model 187)
- Spare Tire Kit w/Below-Floor Carrier (Optional on Model 187)

Floor Construction

- Five-Ply 5/8" Fir Tongue & Groove Floor Decking
- Tightly Sealed Woven Polyethylene Underbelly

Features

- Heavy Duty Rear Cargo Door / Loading Ramp w/Spring Assist
- "Fold Up" Sofa Bed Assembly for Cargo Clearance (Gauchos on Model 187)
- 120 V to 12 V Power Converter
- Outside Shower (Except Model 187)
- Two 30 lb. LP Tanks w/Auto Changeover (Single 20 lb. on Model 187)
- Two Large Outside Security Landing Lights
- Hitch Light w/Switch
- Cargo Light w/Switch
- 162 Gal. Fresh Water Capacity (Except Model 187)
- Quick Drain Feature on Water Tank(s)
- Holding Tanks w/Single Drain Outlet
- Sewer Hose Carrier
- Convenient Command Center
- Convenience Package (including Coat Hook, Laundry Basket, Magazine Rack, Towel Holder & Waste Basket)
- Color-Coordinated Side Awning (Optional on Model 187)
- LP Bottle Cover (Except Model 187)
- Cargo Door Screen (Optional on Model 187)

Security & Safety

- Propane Gas Leak / Carbon Monoxide Detector
- Smoke Detector
- Flush Door Latch w/Integral Dead Bolt Lock
- Battery Disconnect Switch

Some Popular Options

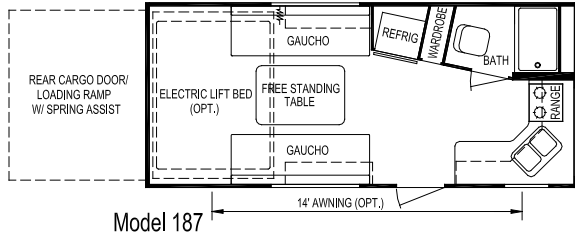
Exterior Value Package*

- Generator — Onan 4.0 w/Fuel Station (Model 259)
- Generator — Onan 5.5 w/Fuel Station & 2 Tanks (Model 281)
- Outside Shower
- Flood Lights (4) — Rear & Door Side
- Park Cable Hookup
- 42" x 40" Window
- Black Tank Flush Kit
- Patio Scare Light
- Plumbing Termination Light
- Outside Speakers
- Propane Quick-Disconnect

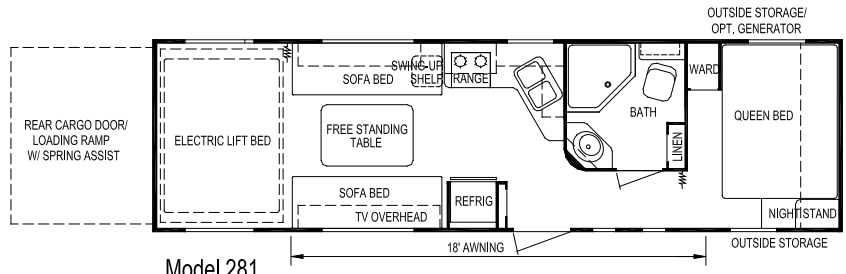
Interior Value Package*

- Diamond Plate — Cargo Area
- Fold-Up Dinette & Sofa w/Skirting
- Arm Rests on Rollover Sofa

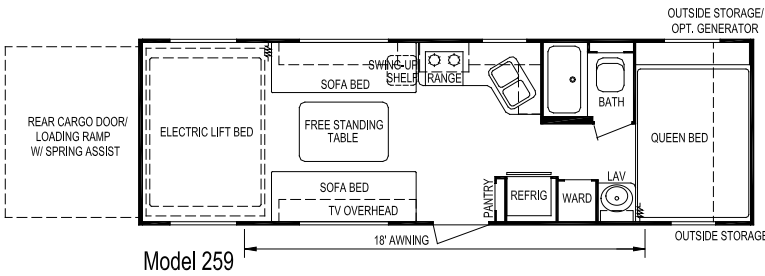
***Exterior and Interior Value Packages differ in content for Model 187 — See your Skyline Dealer for details.**



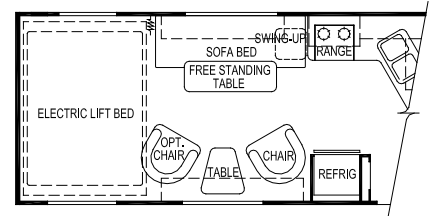
Model 187



Model 281



Model 259



Option Lounge w/ Picture Window (Model 281)

Specifications

Model	187	259	281	
Weights	Unloaded Vehicle Weight (see Note 2)	4,700	7,175	7,175
	Dry Hitch Weight	775	825	950
	Dry Axle Weight	3,925	6,350	6,225
	GVWR (Total Capacity of Trailer)	7,750	11,200	12,800
	Carrying Capacity (see Note 2)	3,030	3,985	5,585
Accommodations	Sleeping (standard / optional)		8 / 10	8 / 10
	Bed Size (standard)	60" x 80" (opt.)	60" x 80"	60" x 80"
	Second Bed Size	N/A	60" x 80"	60" x 80"
	Sofa Size (Gaucho on Model 187)	(2) 36" x 75"	(2) 38" x 76"	(2) 38" x 76"
	Dinette	N/A	opt.	opt.
Measurements	Exterior Length (see Note 3)	23'-5"	30'-5"	32'-9"
	Exterior Width (see Note 3)	102"	102"	102"
	Exterior Height (see Note 3)	11'-8"	11'-9"	11'-9"
	Interior Height	94"	94"	94"
	Interior Cargo Area Length	10'-0"	12'-6"	12'-1"
Capacities	Fresh Water System (gallons)	56	162	162
	Gray Water Tank (gallons)	37	40	40
	Black Water Tank (gallons)	40	40	40
	Air Conditioner Size (Btu)	13,500 (opt.)	13,500	13,500
	Awning Size	14' (opt.)	18'	18'
	Convertor Size (amps)	55	55	55
	Furnace Rating (Btu)	18,000	25,000	25,000
	LP Gas Capacity (pounds)	20	60	60
	Tires	ST225/75R15-D	ST225/75R15-D	ST235/80R16-E
	Water Heater (gallons)	6	6	6

Notes

- (1) All weights, dimensions, and capacities shown are approximate values.
- (2) Unloaded vehicle weight and carrying capacity will vary depending upon optional equipment. Full propane tanks are factored into cargo carrying capacity. Skyline weighs every unit at the factory. See trailer weight information label located inside the front entry door for specific unloaded vehicle weight and cargo carrying capacity.
- (3) Dimensions stated to industry standards. Exterior length includes approximately a four foot hitch on travel trailers. Exterior height includes air conditioner, if installed. Exterior width does not include the width of the awning, if installed.



Skyline Customer Satisfaction

Skyline Customer Satisfaction is more than just a promise. We believe you deserve quality in every aspect of ownership. To ensure your continued satisfaction, we're dedicated to providing you with a quality product along with the very best service available in our industry. Skyline's "Commitment of Excellence" will be a source of pride and satisfaction for you.

Contact your Skyline dealer for details.

SKYLINE	
<i>Commitment of Excellence</i>	
OWNER	SATISFIED CUSTOMER
ORIGINAL DEL. DATE	DEALER NO.
VEHICLE ID NO.	MODEL NO.
BRINGING AMERICA HOME. BRINGING AMERICA FUN.	

NO-NONSENSE WARRANTY

Manufacturing defects reported to Skyline within one year after original retail delivery of your new Travel Trailer or Fifth Wheel by an authorized dealer will be corrected without charge and within reasonable times. Excluded are misuse (including lack of reasonable maintenance), minor imperfections, alterations, and dealer or owner improper transportation, installation, or hookup.

This warranty gives you specific legal rights. You may have other rights which vary from state to state.

Skyline's suppliers often provide additional warranties on their components beyond the Skyline factory bumper-to-bumper warranty. For example — the range, water heater, furnace and convertor carry two-year supplier warranties while the air conditioner, refrigerator, microwave and awning carry three-year warranties. The one-piece roof carries a 12-year warranty. Ask your dealer for full details.

Manufacturer's Notice: All specifications, equipment, and prices are subject to change without prior notice. Production of all models subject to seasonal scheduling. Skyline Corporation reserves the right to improve a model without incorporating these changes in similar models produced at an earlier date.

Consult your automobile dealer and your recreational vehicle dealer to assure the proper match between tow vehicle and trailer. Tow vehicle and recreational unit must be properly equalized for efficient product performance and safety. Before you purchase your recreational vehicle, carefully consider the number of people it will accommodate and its end use. Manufacturer's load capacity restrictions and recommendations must be followed for safe and efficient product performance.

Your Retailer, an independent contractor, who is not an agent of Skyline Corporation, is the party responsible for your purchase contract and any additions, deletions, alterations, or attachments made to or in your recreational vehicle.

Go RVing
Life's A Trip™

SKYLINE[®]
BRINGING AMERICA HOME. BRINGING AMERICA FUN.

Member
RVIA
RECREATION VEHICLE
INDUSTRY ASSOCIATION

For the name of your nearest Skyline-built RV dealer, call:
Hemet, CA 1-888-442-0997 • Mansfield, TX 1-800-962-7773 •
Elkhart, IN 1-800-736-2573

Or visit us at our Web Site at www.skylinecorp.com